



Ministry of Transport

Tō'ou reo, kia 'akarongo' ia, ei puapinga nō'ou

Your Voice Should be Heard, Your Voice is Important

Health & Wellbeing Survey of the Public Sector

2022

The *Tō'ou reo, kia 'akarongo' ia, ei puapinga nō'ou, Your Voice Should be Heard, Your Voice is important* survey is the 2022 Cook Islands Public Sector's employee engagement survey focusing on the Health & Wellbeing of Public Sector employees and was launched on Tuesday 7th June. The survey was open to all employees from 28 Public Sector Agencies for two weeks, closing at 12am on Monday 20th June. The survey was conducted through Survey Monkey and was made available to all Public Sector employees through an email link.

It is envisioned that the individual Agency results and information provided from this survey can be used to drive policy change, make improvements to workplace culture and give Public Sector leaders a better understanding of the health & wellbeing of their employees. The survey results provide agencies with a snapshot of how employees see their workplaces, including views on: Employee engagement and job satisfaction, Public Sector ethics and culture, Communication, Inclusion, Workload and Motivation, Fairness and respect and Job demands, Resources and support.

This is a 'new look' survey and was redeveloped to be more user friendly, more focused, shorter and to encourage participation across the sector. Participation rates in previous years in the Employee Engagement Survey have been consistently low compared to the number of employees. After some research, and in consultation with a statistician it was determined that there were a number of changes that could be made to help increase participation numbers and provide the sector with a more concentrated set of data and reporting mechanism. The first change was eliminating a large number of questions required to be answered and focus on one area, and for this survey "Health & Wellbeing" was selected, unlike the previous survey that had a number of areas that it covered. This shortened the survey significantly and in turn the time it took to complete. Another change was to improve the level of confidentiality in the survey, so many of the 'identifier' questions were removed, leaving only the Agency an employee worked for, which improved the level of privacy and confidentiality significantly. Finally, another consideration was the reporting of the data collected. With the previous surveys, reports were downloaded straight from the survey platform website, Survey Monkey, and were very large and not very user friendly due to the amount of questions and the limited formatting options available. It was very time consuming to provide any kind of analytical report but with a more focused approach it allows for a report to be produced that is more succinct and should assist management to easily identify issues.

The lack of 'identifiers' means that demographic information is not able to be produced for this report. It is recognised that it is important for agencies to understand the demographics of their employees and this information will be available in the individual agency survey reports and under development is a sector wide demographic dashboard that will be launched on the OPSC website in August and updated at regular intervals.

A total of 412 employees participated in the survey. Of those who participated, 41 did not select which Agency they were employed with. The 412 respondents number does not include the 59 employees from the Pa Enea who participated in a shorter, mobile friendly version of the survey in an effort to make the survey more accessible. A separate report will be produced for the Pa Enea results. Work is underway at OPSC to develop a second survey which will seek feedback from employees on the management and leadership of the Public Sector. This is due to be launched in October 2022 and will contribute towards the Mid Year Review process for the 14 Government Ministry's. The response rates were too low overall to infer the result to the entire Public Sector population and is a snapshot of the opinions of the 412 that responded. In order to get a more accurate picture of the realities of working in the Public Sector and be able to track trends over time a higher participation rate is needed for future surveys.

In our endeavours to be more transparent for the purposes of improving performance, accountability and the service delivery to the public this report is available to all Public Sector employees.

About the Report

The *Tō'ou reo, kia 'akarongo' ia, ei puapinga nō'ou, Your Voice Should be Heard, Your Voice is important* survey has been designed to support Public Sector agencies to build positive workplace cultures with integrity and that reflect the Public Sector values of Honesty, Impartiality, Service, Transparency, Accountability, Respect, Effectiveness and Efficiency.

The survey results provide agencies with a snap-shot of how employees see their workplaces, including views on:

- Employee engagement and job satisfaction
- Employee wellbeing

Public Sector ethics and culture

- Communication
- Diversity and inclusion
- Workload and Motivation
- Fairness and respect
- Job demands, resources and support

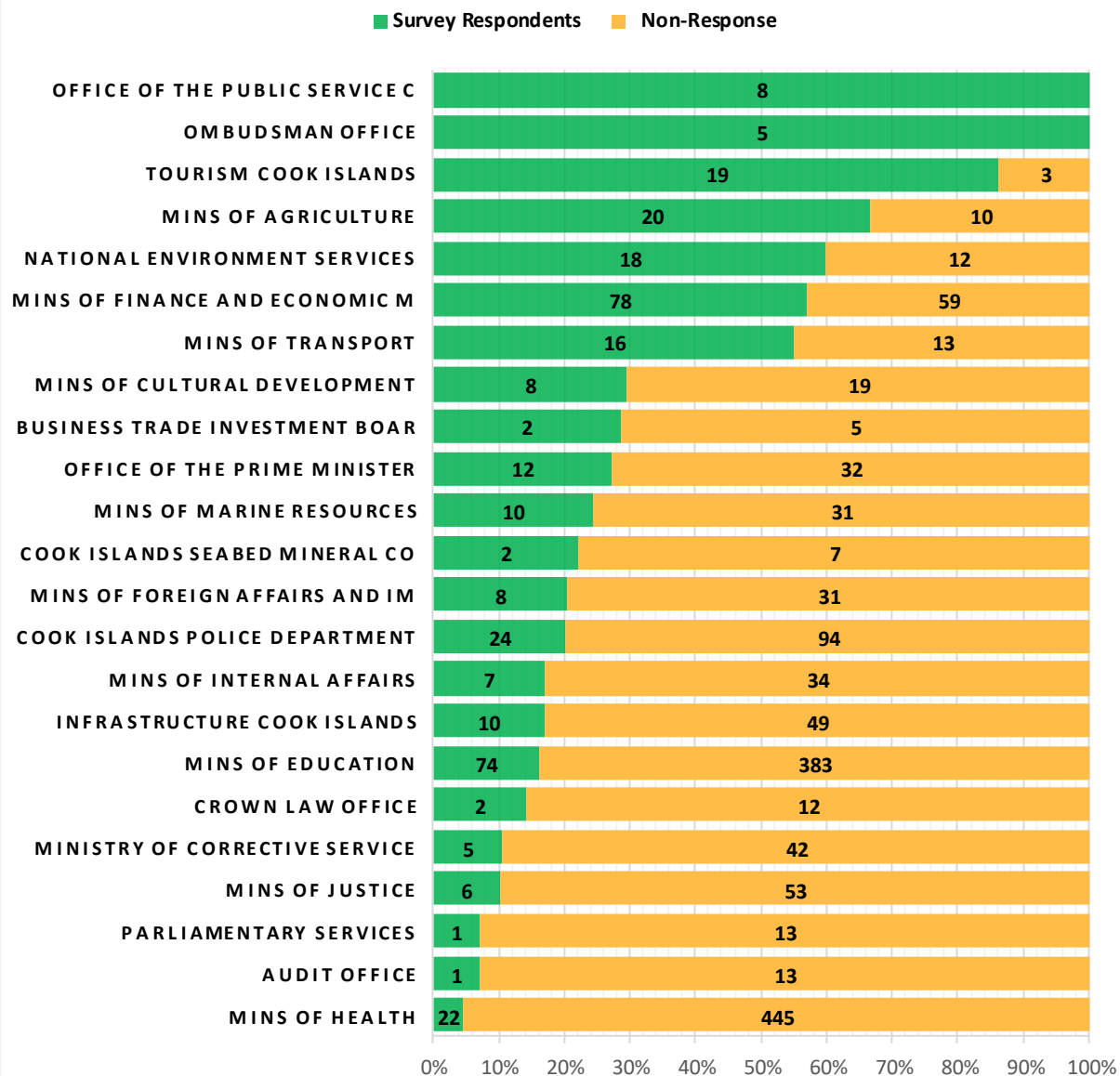
Agencies can use the results to determine how to improve the workplace for their employees.

Each report contains a summary of the data results and a summary of the participants comments. If the report contains no summary of comments it is because no comments were given.

This year you will also see:

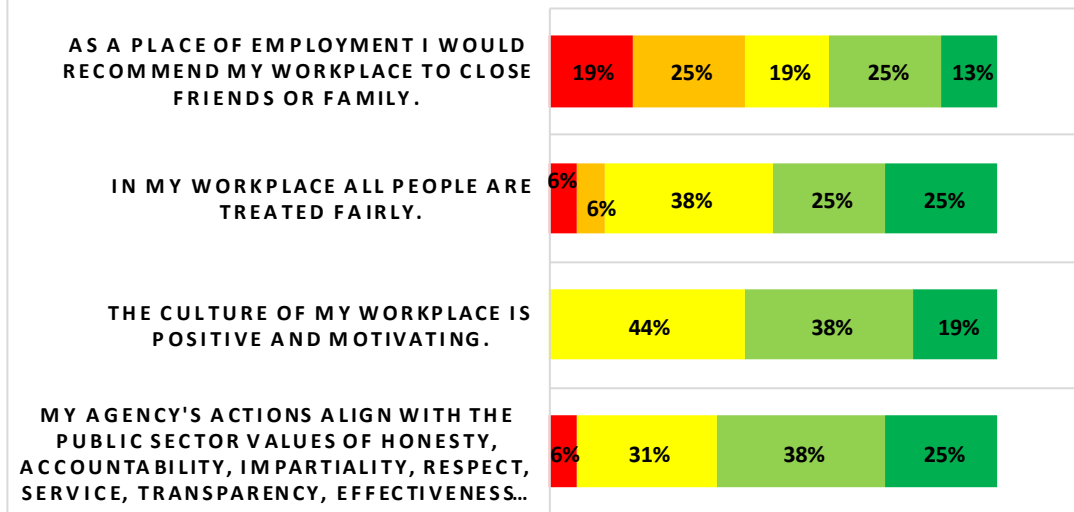
- Public release of the 'Survey Snapshot Report', which provides data results from all of the agency employees who participated.
- Demographic and survey information made available on the OPSC website, and
- A second employment engagement survey launched in October focusing on leadership and management.

PROPORTION OF AGENCY RESPONDENTS



ETHICS AND CULTURE

■ Never
 ■ Rarely
 ■ Occasionally
 ■ Frequently
 ■ Always



Summary of Results

Some positive results in this section, with some room for improvement. Whether an employee will give recommendations to friends and family to apply for a role in an organisation is a good gauge of organisational, team, and work engagement levels, and these results show that 42% of respondents would Never or Rarely recommend MOT, which is a higher number than those that would Always or Frequently do this.

A more positive response for the next two statements with 50% responding that people are treated fairly and 57% thought that the workplace was motivating and positive. It is the proportion of respondents that selected Occasionally, Rarely and Never in this section that would be of concern to management.

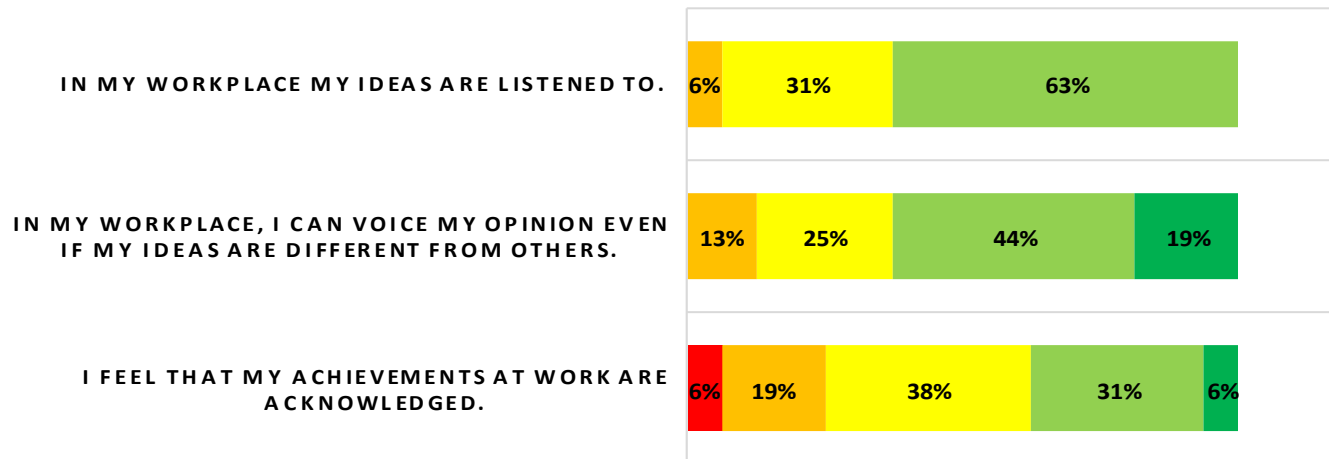
The first step to improving positivity in the workplace is to identify any glaring negatives such as employees feeling undervalued, unacknowledged, or a lack of connectivity and being part of a team. Using the results of this survey to help identify negatives and then developing and implementing strategies to reduce those negatives will help with staff motivation and engagement in their work.

Management would be recommended to look at the other indicators from this survey for where improvements could be made to increase the positive responses for this section. In addition if employees feel they are being treated fairly then they will be more engaged in their work and have a more optimistic outlook. Transparency and following clear procedures and guidelines is one of the key ways to combat unfairness in the workplace. Managers need to be mindful that every action they take is being scrutinized by their staff, so following correct procedure every single time is vital to ensure that employees are all being treated fairly and equally and that this is seen by employees.

Comments included the lack of resources, work standards and process that impacted on the ability of staff to be effective and efficient in their roles. While others commented on the team work mindset and a friendly work environment

COMMUNICATIONS

■ Never ■ Rarely ■ Occasionally ■ Frequently ■ Always



Summary of Results

This section shows much more positive results, with 63% indicating that they are Frequently or Always listened to and can voice their opinion. Like the previous section, these results show that some employees are not feeling acknowledged, listened to or that they can voice an opinion, so these areas should be something management is mindful of.

Staff meetings are always a good forum for sharing ideas, as well as one-to-one meetings with employees and their manager. Not all ideas are able to be implemented and management should be open to the sharing of ideas but also to explaining and providing feedback to an employee/s as to why the idea has not been adopted.

Some ideas on how to show your employees you are listening:

- Let employees speak
- Make listening a priority
- Prepare for the good and the bad ideas
- Make engagement part of the process
- Take action
- Follow-up is vital

For further information go to <https://www.achievers.com/blog/how-to-show-your-workforce-that-youre-really-listening/>

Comments showed that some employees felt comfortable to contribute opinions and ideas, but some commented that often there was no action taken from management to implement ideas given by employees.

Summary of Results

50% of participants selected Always or Frequently when asked if they look forward to coming to work each day, with the remaining 50% selecting from the remaining options, so a mixed result and is a reflection of the responses in other sections.

A larger proportion of respondents, 63%, indicated that they could Always or Frequently maintain a healthy work/life balance, with the remaining selecting either Occasionally or Rarely.

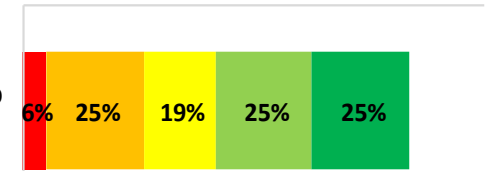
Comments indicated a lack of staff and workload pressures contributes towards staff not looking forward to work or struggling to maintain a good work/life balance.

Like other sections, management would be looking at initiatives and changes that could be made to increase the number of employees selecting more positively in the future.

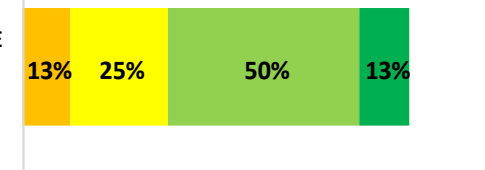
WORKLOAD AND MOTIVATION

■ Never ■ Rarely ■ Occasionally ■ Frequently ■ Always

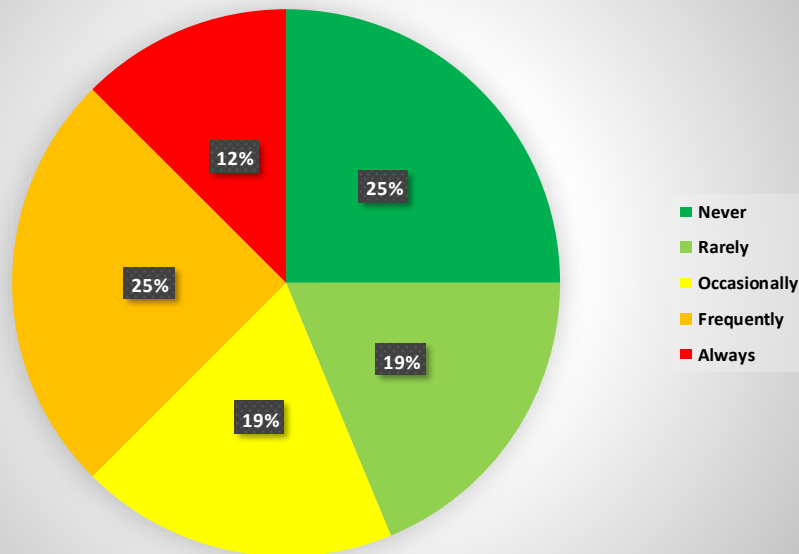
I LOOK FORWARD TO COMING INTO WORK EACH DAY.



I AM ABLE TO CARRY OUT MY ROLE WHILE MAINTAINING A HEALTHY WORK/LIFE BALANCE.



In the last 12 months, I have thought about leaving my workplace.



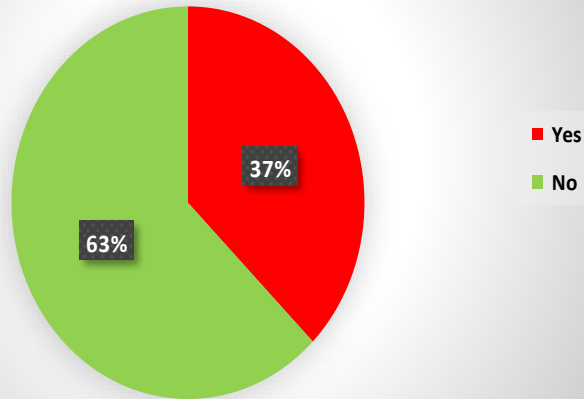
Summary of Results

At total of 63% of participants selected either Never, Rarely or Occasionally for this statement, which is an encouraging result. Those ratings of Frequently and Always, are where management would be looking to improve.

Comments mentioned work standards and processes as well as a lack of resources and equipment as reasons for employees to consider leaving.

Disputes and Conflicts

In the last 12 months have you experienced a dispute or conflict in your workplace?



Summary of Results

Participants selected 67% of the time, disputes or conflicts were resolved fairly and within one month. The remaining 33% indicated that neither of these occurred.

Training Resources

Coursera is an online learning website that partners with more than 200 leading universities and companies to bring flexible, affordable, job-relevant online learning to individuals and organizations worldwide. They offer a range of learning opportunities—from hands-on projects and courses to job-ready certificates and degree programs. Coursera offers free online training courses as well as those with a fee. Coursera for Business provides courses for transformative skill development solutions for empowering teams with the high-impact skills that drive innovation, competitiveness, and growth. They also offer Coursera for Government which helps governments and organizations provide in-demand skills and learning paths to new jobs for the entire workforce, and implements national-scale learning programs. www.coursera.org

edX Open Courses offers online learning from world-class academic institutions and corporate partners, self-paced individual courses or multi-course programs to earn a certificate and typically take 2 to 6 weeks to complete. They are low cost, so organisations can affordably provision learning for teams or the entire organisation. www.edx.org/

Cook Islands Tertiary Training Institute offer two NZ Certificates in Business and Management. www.citti.edu.ck/courses/

Conclusion

Ministry of Transport had 16 employees participate in the survey which equates to 55% of employees. As a result of this relatively high number of participation, the data collected provides a good 'snapshot' of the Health & Well-being of MOT employees. For an even better reflection of employees health and wellbeing as well as their engagement in MOT, as an employer, management should be promoting the importance of engagement surveys with their staff and encouraging them to have a say.

Non-participation in employee surveys is often an indicator of dissatisfied and unengaged employees who do not see any benefit from completing a survey.

The results highlighted in the report, should be considered as 'points of action' and where management work together to identify how and what can be done to increase the number of employees participating and selecting Always or Frequently in the future.

Improving the wellbeing of employees leads to higher level of engagement and productivity, which again leads to better health, wellbeing and satisfaction with work.

Research suggests that employees who report high levels of wellbeing are more likely to:

- Be more creative
- Be more productive
- Provide better customer service
- Report more positive interactions with their managers
- Be more confident to speak up
- Be more satisfied with their job, career development and work-life balance
- Be more engaged.