



Business Trade and Investment Board
Health & Wellbeing Survey of the Public Sector 2023
Employee Engagement Survey

Tō'ou reo, kia 'akarongo' ia, ei puapinga nō'ou
Your voice should be heard, Your voice is important

"Our Journey to Excellence - To Tatou Kaveinga Kia Arangatu"

The ***Tō'ou reo, kia 'akarongo' ia, ei puapinga nō'ou, Your Voice Should be Heard, Your Voice is important*** Health & Wellbeing Employee Engagement Survey Cook Islands focuses on the Health & Wellbeing of Public Sector employees. The first survey was launched on Tuesday 7th June 2022 and this year it was launched on the 20th March 2023. The survey was open to all employees from 28 Public Sector Agencies for two weeks, closing at 4pm on Monday 3rd April. The survey was conducted through Survey Monkey and was made available to all Public Sector employees through an email link and print version.

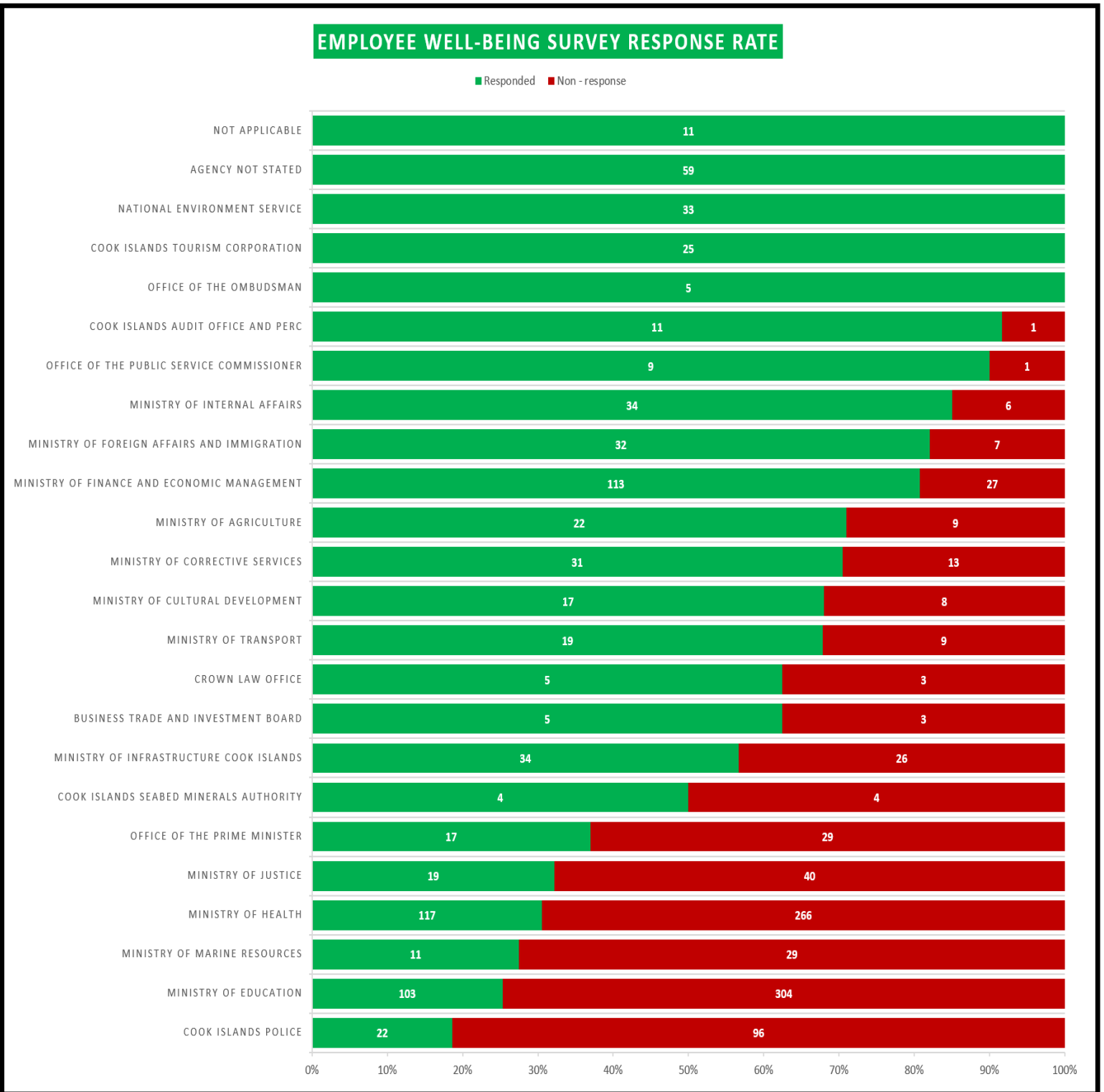
The ***Tō'ou reo, kia 'akarongo' ia, ei puapinga nō'ou, Your Voice Should be Heard, Your Voice is important*** surveys have been designed to support Public Sector agencies to build positive workplace cultures with integrity and that reflect the Public Sector values of Honesty, Impartiality, Service, Transparency, Accountability, Respect, Effectiveness and Efficiency.

It is envisioned that individual Agency results and information provided from this survey can be used to drive policy change, make improvements to workplace culture and give Public Sector leaders a better understanding of the health & wellbeing of their employees. The survey results provide agencies with a snapshot of how employees see their workplaces, including views on: Employee engagement, Ethics and Culture, Communication, Workload and Motivation, and Disputes and Conflicts

In total, including Pa Enea, 471 employees participated in last years Health & Wellbeing Employee Engagement Survey, while this year the total was 785 which is a 13% increase. However, the reports are based on Agency's who met the threshold of 25% and over in response rates. As a result, 21 reports have been generated. These reports are presented in the form of graphs, summary results and recommendations and where provided, a summary of comments. Comparisons will be made to last years results for each question, however, where this is not possible it will be outlined in the conclusion. The ongoing development of the Public Sector Dashboard means that Agencies will be able to compare the results from this years survey with those from last year.

In our endeavors to be more transparent for the purposes of improving performance, accountability and the service delivery to the public these report will be made available via the Office of the Public Service Commissioners website.

PARTICIPATION RATES

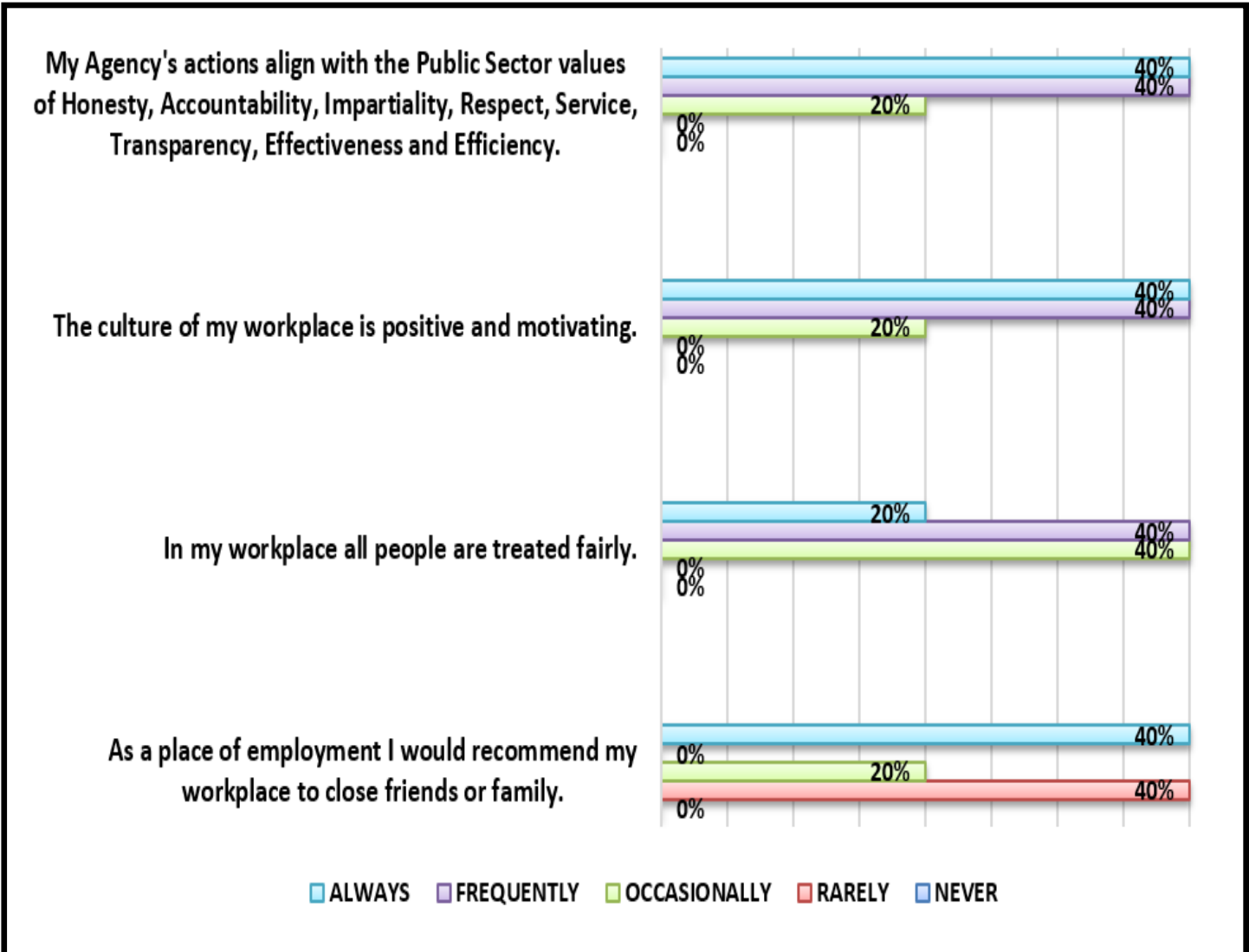


Participation Rates

The graph above represents the response rates of Agencies that met the 25% and over response rate threshold as well as participants who did not select which Agency they are from. In total that is 772 responses captured. 9% (70 employees) of participants did not select which Ministry/Agency they work for when completing the survey.

This year 5 out of 8 employees from the Business Trade and Investment Board participated in the Health and Well-being Survey. That is an 38% increase from last year.

ETHICS AND WORKPLACE CULTURE



Summary of Results:

Public Sector Values

80% of employees said their Agency's actions Always or Frequently align with the Public Sector Values, while 20% selected Occasionally.

Workplace Culture

80% of employees said their workplace culture is Always or Frequently positive and motivating, while 20% of employees selected Occasionally.

60% of employees said people in their workplace are Always or Frequently treated fairly, while 40% selected Occasionally.

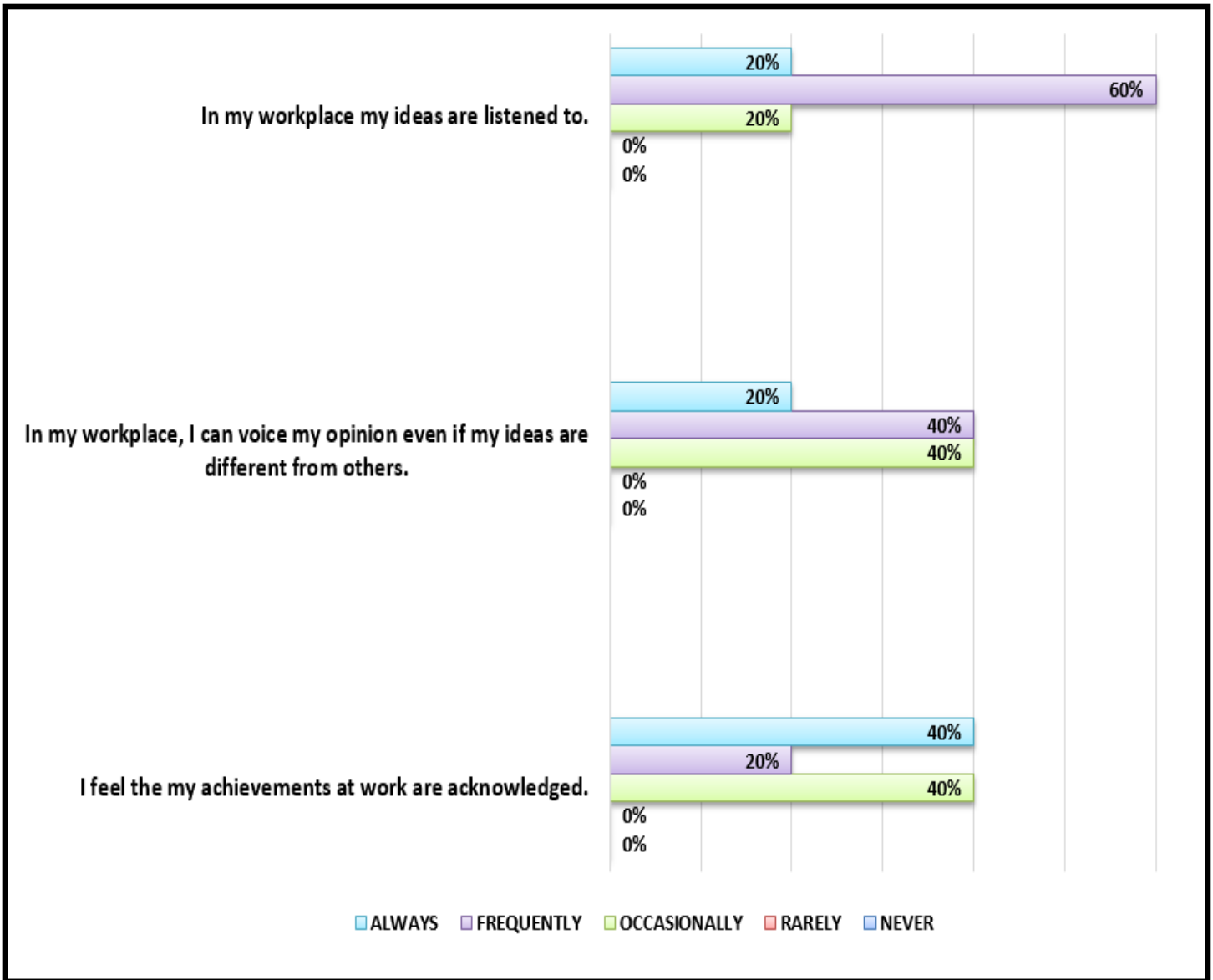
Recommending my Workplace

40% of employees said they would Always recommend their workplace, while 20% selected Occasionally, and 40% Rarely.

Recommendations

Overall, based on the results in this section, majority of employees feel that the public sector values are evident in their workplace. This is reflected in through the results based on the workplace culture. All responses were positive. However, there were a high number of employees who indicated that they would rarely recommend their workplace, this could likely be for the simple reason that employees choose to keep their work and personal lives separate.

COMMUNICATION



Summary of Results:

Ideas and Opinions

80% of employees said their ideas are Always or Frequently listened to, while 20% selected Occasionally. 60% of employees can Always or Frequently voice their opinions, while 40% selected Occasionally.

Acknowledging my achievements

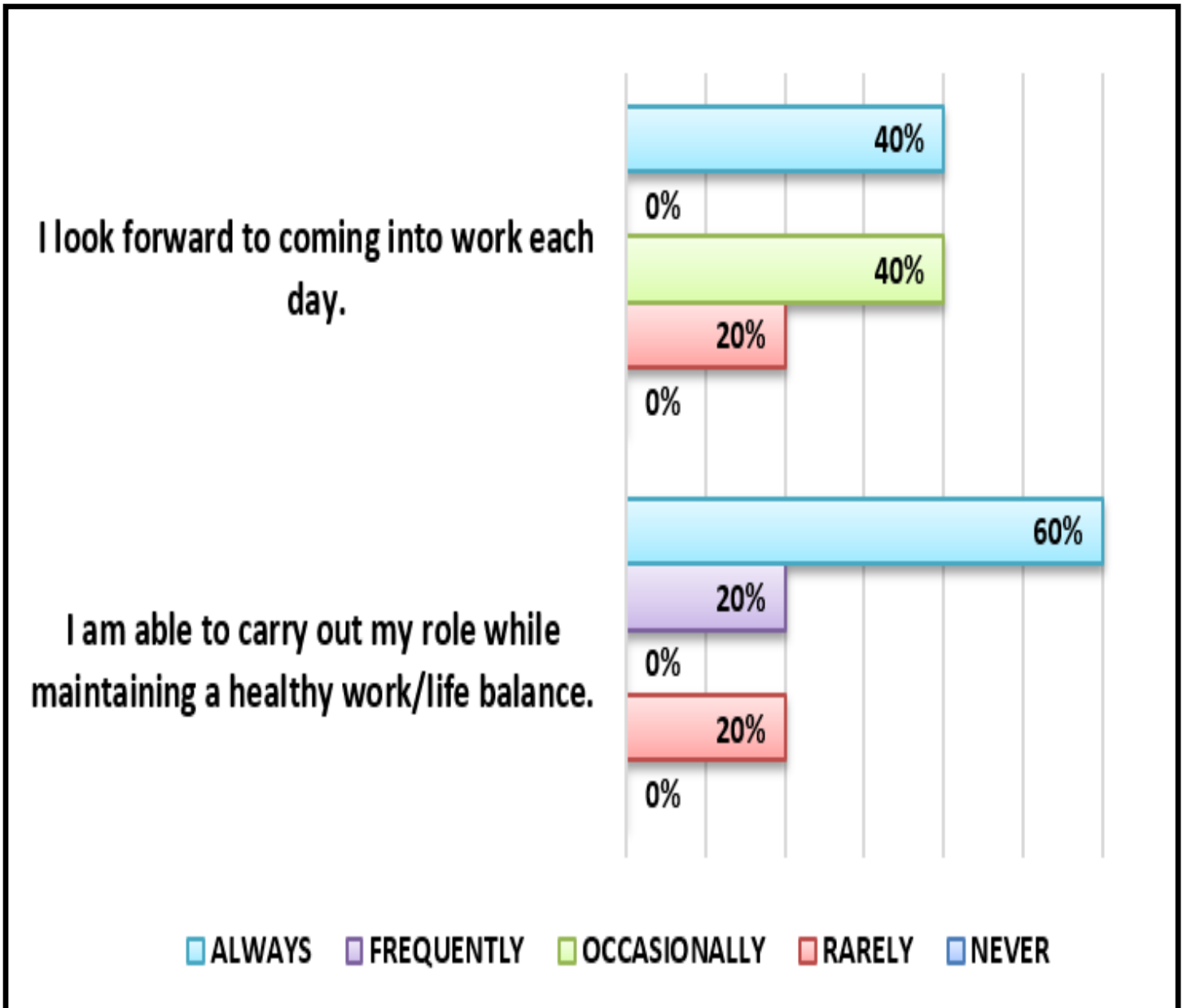
60% of employees feel their achievements at work are Always or Frequently acknowledged, while 40% selected Occasionally.

Recommendation

Overall, based on results in this section, communication in the workplace is good. Results are also likely to suggest that there are areas that lack consistency. Management can focus on being more consistent in communicating as well as acknowledging employees achievements.

Recognition helps employees see that their Agency values their contributions. A simple, “Great Job” or “Thank you for your hard work” can be enough to encourage employees and make them feel appreciated. This will increase the levels of engagement and motivation of employees to continue to do great work for their Agency. This can also boost the work morale in the workplace.

WORKLOAD AND MOTIVATION



Summary of Results:

Coming into Work

40% of employees Always look forward to coming into work each day while, 40% selected Occasionally and 20% Rarely.

Maintaining a healthy work/life balance

80% of employees are able to Always or Frequently carry out their role while maintaining a healthy work/life balance, while 20% selected Rarely.

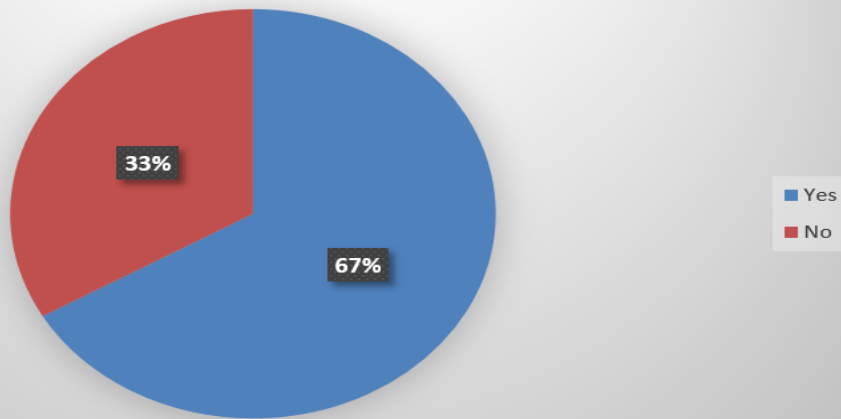
Recommendations

Overall, results in this section indicates that there are a number of employees who are unable to maintain a healthy work/life balance. This is an area that management need to look into further to identify how they can provide employees with the support they need to ensure they are able to maintain this healthy balance.

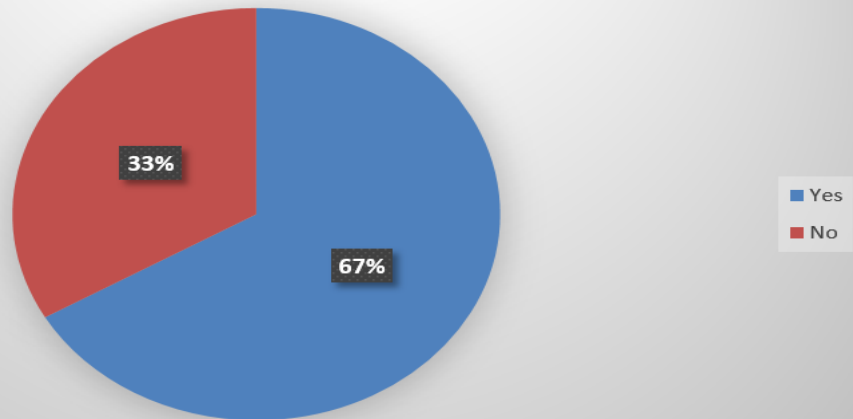
Research suggests that this is not a one-time fix, but rather, a cycle that must be continuously engaged with as circumstances and priorities evolve over time for every individual.

DISPUTES AND CONFLICTS

Was your dispute or conflict resolved within one month?



Was the dispute or conflict resolved fairly?



Summary of Results:

Disputes/Conflicts

In the last 12 months, employees experienced an average of two conflicts/disputes in their workplace. 67% of employees said their dispute/conflict was resolved fairly within one month, while 33% said theirs was not.

Recommendation

Overall, results in this area suggests that management do have skills in resolving disputes and conflicts, however, may need to review their internal processes on how to approach these matters and set timelines for resolving disputes/conflicts.

We encourage Agency's to refer to the Employment Disputes Policy for more guidance when resolving disputes/conflicts in the workplace. It is also important that each Agency has an internal complaints process for employment relations issues that may not fit under the category of an Employment Dispute but may just be a disagreement that needs to be communicated better.

CONCLUSION

Conclusion:

In conclusion, a total of 5 employees out of 8 participated in this year's survey. That is 63% of employees from BTIB, which equates to a 38% increase from last year. This is a significant and positive improvement. Results this year give us a good glimpse as to how employees feel about their workplace.

All statements ranked between 40% and 80% of employees selecting Always and Frequently and between 0% and 40% of employees selecting Rarely and Never.

In the last 12 months, 40% of employees said they had thought of leaving their workplace. This is a concern and a reflection of employees feeling undervalued, unacknowledged, and mistreated.

These are areas that management need to look into further to identify ways to increase positive response rates in future surveys.

Workplace wellbeing relates to all aspects of working life, from the quality and safety of the physical environment, to how workers feel about their work, and their work environment. Wellbeing at work is strongly linked to engagement and creating an organization that employees will want to work for because they feel safe, are valued by their employer, and feel part of a happy and supportive work community.

TRAINING RESOURCES

Training Resources:

There are various training resources that management can refer to. These are only some online platforms that the Agency may wish to consider.

Public Service Fale is a service to support the needs and goals of Pacific Public Service agencies. FaleOnline is an online learning management system that enables Pacific public servants and the Public Service Fale to connect, share and learn. FaleOnline is easily accessible, enables online learning, and facilitates connection between all Fale Public Service jurisdictions across the Pacific region. People can access resources and information that have been curated based on the priorities of the Pacific Public Service Commissions. These include policies, case studies, and guidance on COVID-19, Leadership Development, Strengthening Governance, and Digital Connectivity developed both in NZ and across the region. FaleOnline also provides access to learning, in particular to their flagship programmes: the Integrity and Ethics Programme, Management Toolkit, Foundations of Leadership Programme, and our webinar series. Pacific public servants who want to access FaleOnline can log in. Visit <https://www.publicservice.govt.nz/system/pacific/fale-programmes/> for more information on the Pacific Fale.

Human Resources New Zealand (HRNZ) is a professional organisation for people who are interested or involved in the management and development of Human Resources. HRNZ is a subscription based platform, however, it provides education and information services, conferences and seminars, publications, representation at government and official levels, and networking opportunities – to help them develop their professional skills and knowledge as human resources practitioners and key decision makers in their organizations. Visit www.hrnz.org.nz for more information about HRNZ and for Membership options.

edX Open Courses offers online learning from world-class academic institutions and corporate partners, self-paced individual courses or multi-course programs to earn a certificate and typically take 2 to 6 weeks to complete. They are low cost, so organisations can affordably provision learning for teams or the entire organisation. Visit www.edx.org/ for more information about edX.